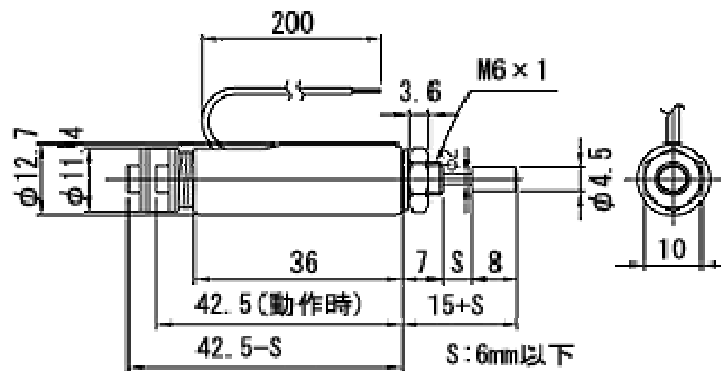
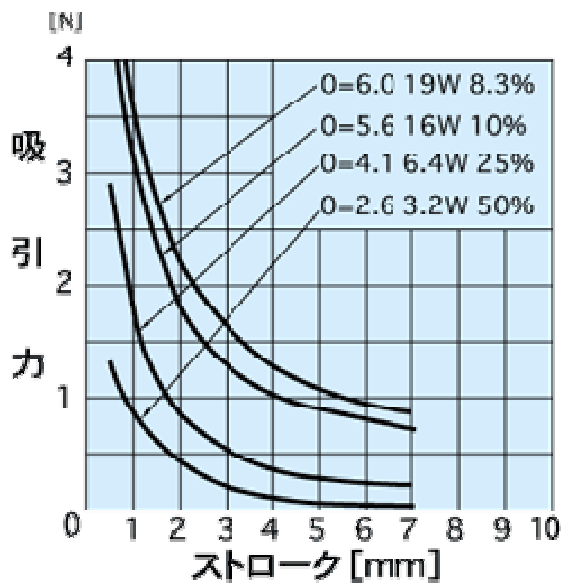


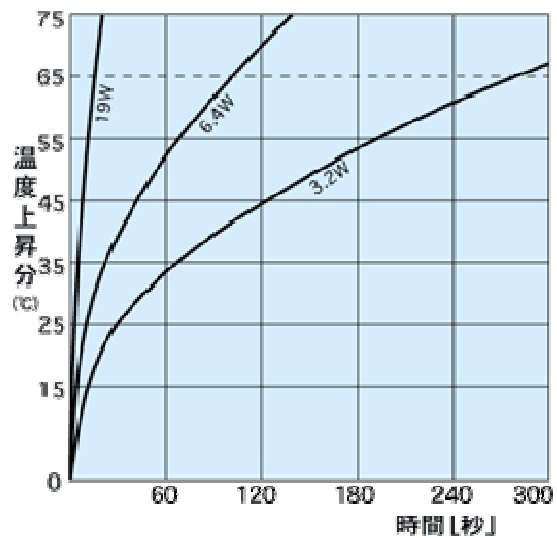
# SDC-13PH



電圧(V)	通電率(%)	抵抗( $\Omega$ ) $\pm 10\%$ at20°C	消費電力(W)	電流(mA)
12V	間欠(8.3%)	7.5 $\Omega$	19W	1,600mA
24V	間欠(8.3%)	30 $\Omega$	19W	800mA
48V	間欠(8.3%)	120 $\Omega$	19W	400mA



吸引力特性



温度上昇特性